










October Spooky I-SPY!

 <p>Ghost</p>	 <p>Spider</p>	 <p>Candy</p>
 <p>Moon</p>	 <p>Pumpkin</p>	 <p>Black Cat</p>
 <p>Owl</p>	 <p>Fall Leaves</p>	 <p>Bat</p>

Use this card with your child during outings to encourage cognitive and language development.

How to use:

- Show your child the pictures, read the label, and point to or touch each picture.
- Encourage your child to touch each picture or attempt to say the words.
- Point things out to your child. Children learn through repetition, so use simple language like "I see an apple" or "red apple," depending on your child's skill level.
- Use songs to engage your child, like "Wheels on the Bus."
- Pull this out when you are taking walks or driving around your neighborhood. Use it as an I-SPY game, "I spy with my little eye something . . . orange."

