










Fall Neighborhood Scavenger Hunt

 <p>Green leaf</p>	 <p>Blue bird</p>	 <p>Red leaf</p>
 <p>White cloud</p>	 <p>Orange pumpkin</p>	 <p>Purple flower</p>
 <p>Yellow leaf</p>	 <p>Black cat</p>	 <p>Brown leaf</p>

Walks or stroller/wagon rides around your neighborhood are an excellent and safe way to get exercise and fresh air! Use this bingo card with your child during your outing to encourage cognitive and language development.

Tips:

- Show your child the pictures, read the label, ask if they see anything on the card
- If you see something, point it out to your child, refer back to the card. Children learn through repetition, so use simple language like "Look! A black cat. Do you see it? The cat?"
- Use sound effects to have more fun, meow like a cat, tweet like a bird
- Have your child pick up, touch, or hold items they can take with them, like flowers or leaves
- Talk about senses: what do you see, feel, hear, smell? (Wind, cold, cars, flowers, animals, etc.)

Contributed By: Meghann Briggs, Special Educator 8/16/2021