

## Shape Books, Songs, and related paper activities

There are art and coloring pages at the end of this document. These instructions will refer to those pages. 😊


To go with the books *Buenos Noches Good Night* and *Buenos Dias Good Morning* by Meritxell Martí and Xavier Salomó (Book is available in Spanish and dual-language with English)

Talk about how the moon and the sun are circle-like. Also, emphasize *open* and *closed* on each page. These first words are essential for babies and toddlers to be modeled in various settings—practice "good night" and "good morning" greetings with the waving gesture.




**Attached:** Color pages with moon and house made of shapes. Also, practice fine motor by adding star stickers. Peel back a corner to give your child a start to pull. Oooh! Exaggerating the word "puuuuulllll!" is a great way to practice language usage! If your child doesn't like sticky, start by having your child showing you where to place the star on the page, and have him/her "pat, pat, pat" to secure the sticker to the page.

Add Twinkle Twinkle Little Star to your routine. Preferred is the mom or dad version, singing to your child with actions. If you are looking for a YouTube video, we like this Spanish one: <https://www.youtube.com/watch?v=x1kX8ML74oU>




We love this book - *Play Shapes / Formas de Jugar* (Begin Smart Series by Sterling Publishing Company Inc. There are five removable shapes that fit in like a puzzle form. The pictures are everyday items made from shapes.




And check out this YouTube reading of this book: *Big Box of Shapes* by Wiley Blevins, Illustrated by Elliot Krelloff

<https://youtu.be/XmT3d-khryE>

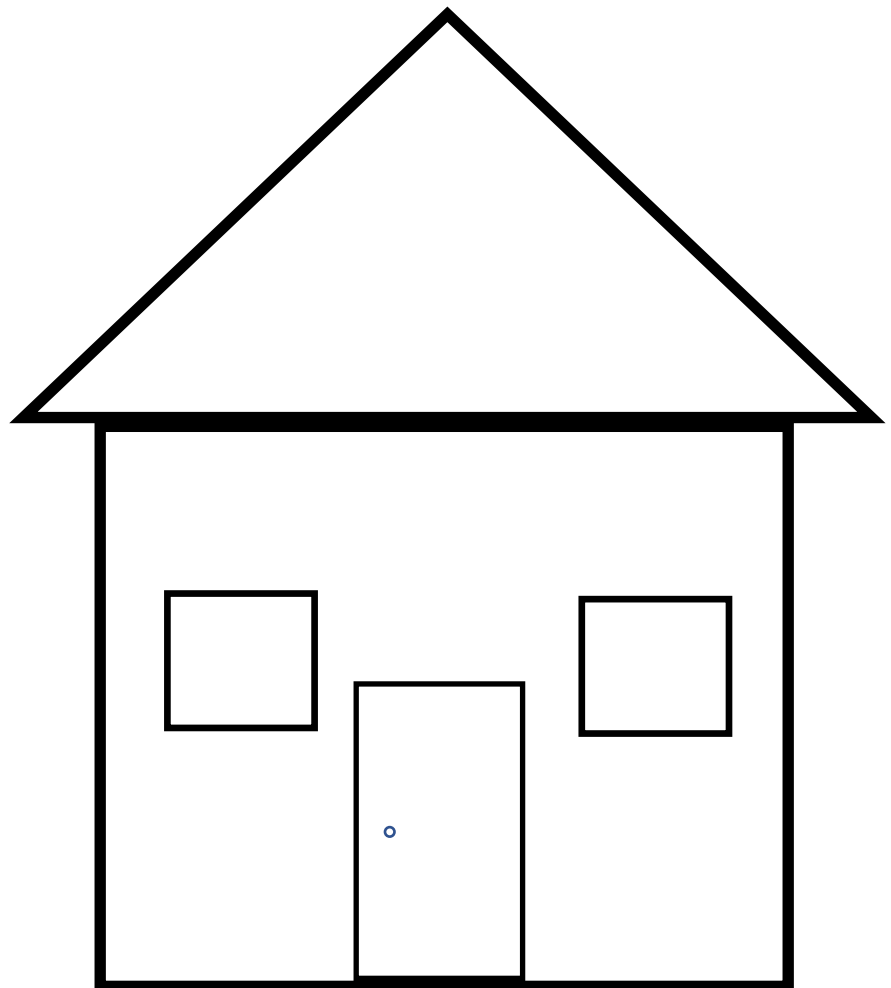
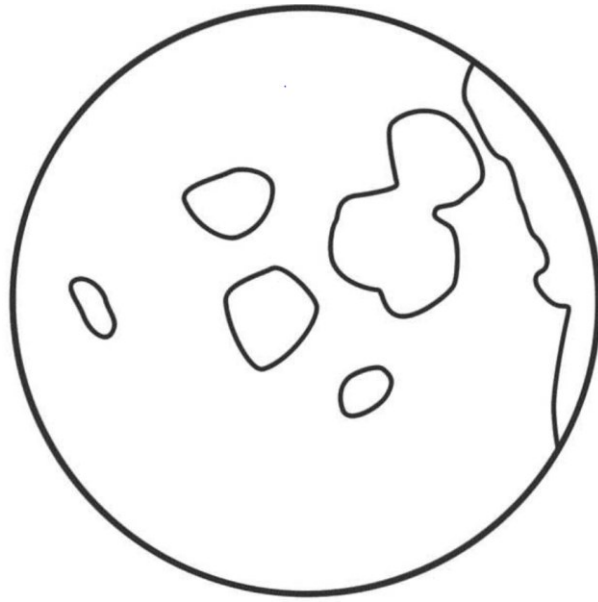
These two books give so many ideas about the shapes that make up objects in the world. It's always a great idea to get the whole family involved. Everyone gets a paper, and the family can create together. Remember to celebrate and hang finished products up in your Family Art Gallery! The books and the YouTube video inspire these activity sheets:

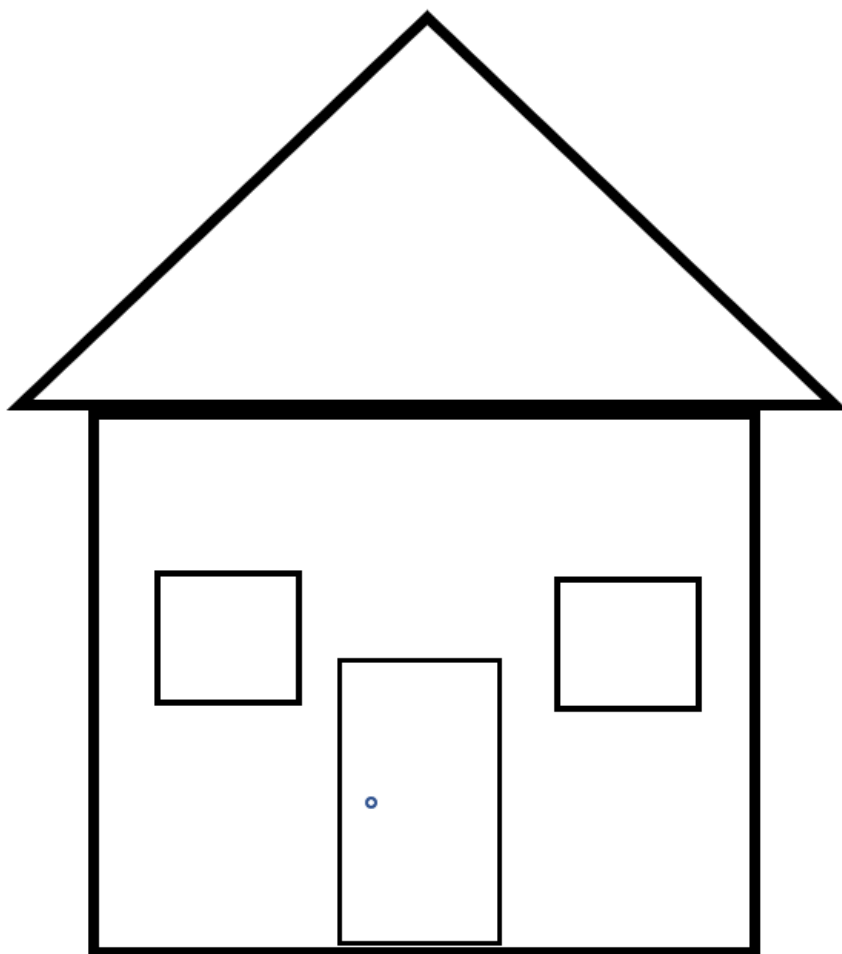




- **Ladybug.** Color the coloring page. Cut out small circles or use circle stickers to show the ladybug's spots. (See tip above)
- **House with shapes.** Trace simple shapes you find around the house to make a triangle, circle, square, long rectangle. Guide your child to paste them on a piece of paper to make a house and a tree.
- **Make a truck using shapes.** Cut out the shapes on the last paper of this activity file. Guide your child to match the pattern, and glue it on. **Hands off, mom or dad!!!** It's okay if they aren't great matches. We are practicing, remember?





And remember, The Wheels on the Bus Go Round and Round!!! Wheels are circle-shaped. There is a page to color below. Also, check these YouTube videos out: <https://youtu.be/yWirdnSDsV4> and <https://youtu.be/EnIHfoD9dCM>










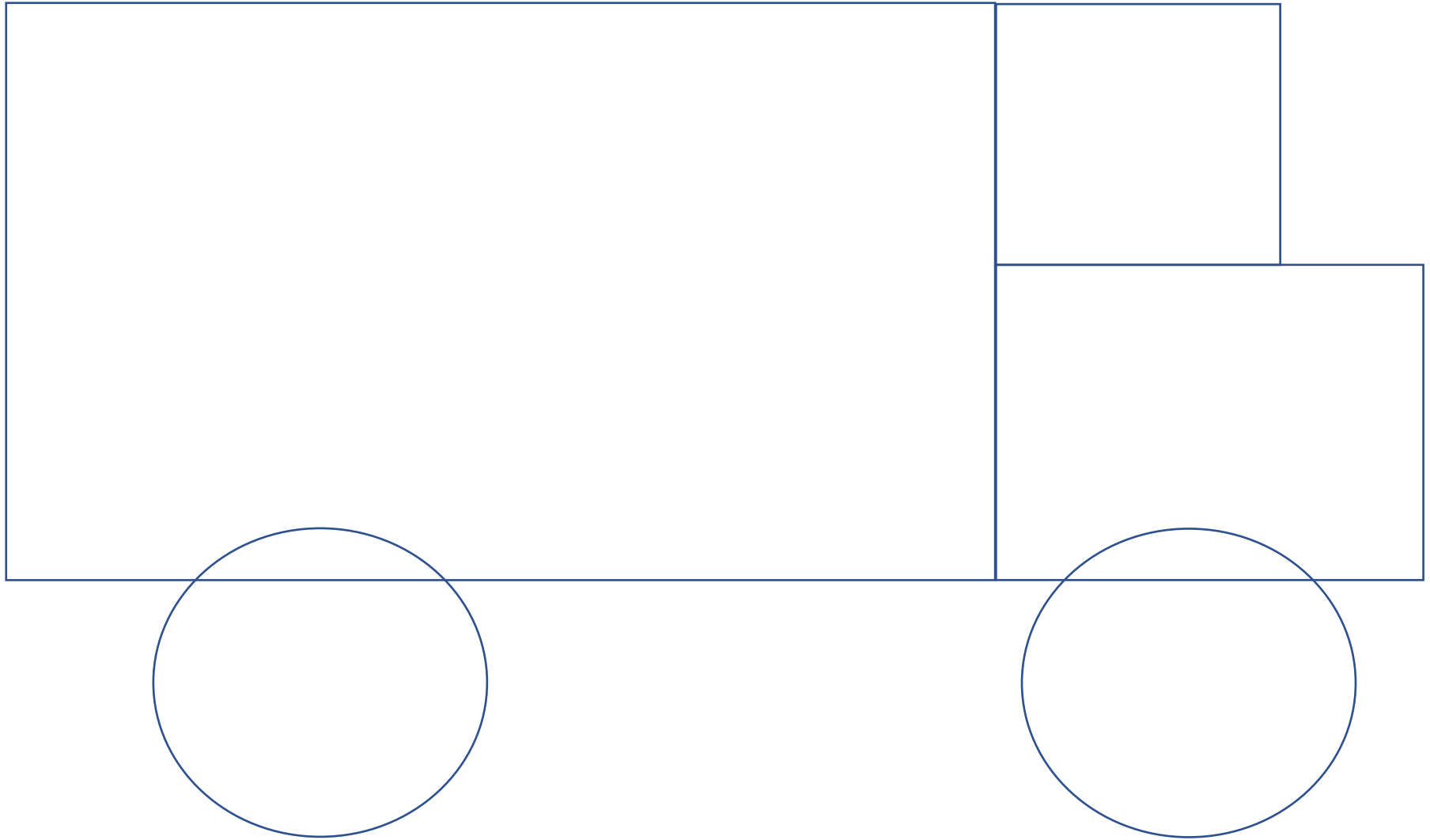




(Ms. Karen's Example)



Glue shapes (from next page) on to make a truck





Shapes to cut out

